

**DOOSAN**

Construction Equipment

# DX55-5B

Engine Power	36.2 kW (48.3 HP) / 2,100 rpm
Operational Weight	5,500 kg
Bucket Capacity (SAE)	0.18 m <sup>3</sup> ~ 0.21 m <sup>3</sup>



# ENHANCED PERFORMANCE, IMPROVED FUEL EFFICIENCY **DX55-5B**

Equipped with highly durable Yanmar engine, the DX55-5B realized the highest fuel efficiency of the class while maximized its uptime by improving quality, reliability and durability.

Dedicated to the development of next generation machines with the design philosophy of REDUCED TOTAL COST OF OWNERSHIP, INCREASED DURABILITY, & MAXIMIZED USER PROFITABILITY, Doosan keeps raising its customers' satisfaction level with optimized performance.

## HYDRAULIC SYSTEM

The hydraulic system realizes max. system power with balance between speed and power.

## NEW WORK LIGHT

Convenience in nighttime work.

## APPLICATION

Urban infrastructure, roads construction, agriculture, forestry, stock farming.

## NEWLY DESIGNED DX-SERIES OPERATOR CABIN

The cabin offers extended field of view, improved convenience, and reduced noise while maintaining operator's comfort.

## MULTI-FILTER ELEMENT

High quality intake air through dual filter system provides reliable performance in harsh environment.



### ① Fuel Efficiency

Increased 22% in comparison to previous model DX55

**22%**

### ② Work Performance

Increased 4% in comparison to previous model DX55

**4%**

### ③ Travel Speed

Increased 11% in comparison to previous model DX55

**11%**

The data presented hereinabove are measured in the test environment of the manufacturer and subject to change according to the test conditions. The applicability of the data shall be limited to reference purpose only.



# DURABILITY & RELIABILITY

**DX55-5B**

## DESIGNED FOR LONG-TERM ALL-ROUND HEAVY DUTY PERFORMANCE

At Doosan, we use highly specialised design and analysis tools to make sure our machines are as robust and durable as can be. Our materials and structures undergo stringent testing for strength and resilience under the most extreme conditions.

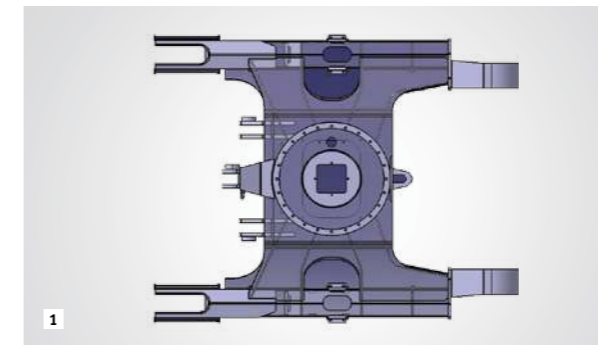


### LARGE BLADE

Large blade with increased soil removal capacity implemented by high-durability material and wide-area design.


### NEWLY DESIGNED BOOM AND ARM

Stress concentration is minimized by improving structural design and reducing weld joints. One-piece type boom support plate improves structural stability and durability of the boom.



### OPTIMIZED TRACK FRAME STRUCTURE

The chassis is applied with a new design structure to remove stress concentration and improve machine durability and work stability.



The track roller attachment point was shifted from lower to middle portion to improve undercarriage stability and structural rigidity of the chassis.

The track spring and idler are joined for long-lasting performance and easy maintenance. Cast steel heavy-duty sprockets guarantee the highest resistance.



### 1 ENGINE

The engine offers reliable power with market-proven durability and high fuel economy.

Manufacturer	Yanmar
Rated Power	36.2 kW (48.3 HP) / 2,100 rpm
No. of Cylinders	4
Displacement	3,054 cc

### 2 NEW IDLING FUNCTION

After 4 seconds from the joystick stop, the engine automatically enters idling condition, and resumes the operating speed when the joystick operates again. The function reduces total fuel consumption and noise.



# OPERATOR COMFORT

DX55-5B

Designed with low noise, low vibration work space for the operator, and an all weather air conditioner provides safe and pleasant work environment.



### WIDER FIELD OF VIEW

The cabin window is enlarged to provide the operator with wider field of view for undisturbed operation.

### NEW GAGE PANEL



The new instrument panel is designed for easy monitoring of the machine operating conditions.

### WIDE OPERATING SPACE



Wider and more pleasant working space provides an enhanced work environment.



### UPGRADED OPERATOR PANEL, CENTRALIZED SWITCH DESIGN

Metal-texture plates used in luxurious cars and clustered switch design maximize work convenience and efficiency.

### STORAGE SPACE AND POWER CONNECTOR

The cabin provides convenient small storage compartment and 12V charger connector. Cell phone and other electronic devices can be stored safely. Rapid cooling air conditioner switch provides operators with comfort.



### NEW WORK LIGHT

Newly designed work light adds convenience during nighttime operation.



### DOUBLE NOISE ABSORBER

The low levels of cab vibration and noise provide exceptional operator comfort. Engine room overheating is prevented to improve work comfort and machine durability.




# EASY MAINTENANCE

DX55-5B

## SIMPLE MAINTENANCE WITH MAXIMUM UPTIME

Short maintenance operations at long intervals mean you can depend on your equipment being available on site when it's needed. Our machines are designed for simple routine maintenance, while skilled Doosan technicians are available to provide extra support, should you need it.



### 1 NEWLY DESIGNED TOOL BOX PROTECTION COVER

The machine also features a newly designed battery box and storage compartment. A grease gun is stored in the battery box for easier use. The battery and tool box are protected with key cylinders.

### 2 DIESEL COOLER AND WATER TANK

The diesel cooler and water tank are arranged parallel for easy installation, removal, and replacement.

# TECHNICAL SPECIFICATIONS

## Main Specification

Engine		Drive and Brake	
Model	4TNV94L	Drive Type	Hydraulic drive
Type	Serial	Travel Motor	Axial piston hydraulic motor
Intake	Natural intake	Travel Speed (High/Low)	4.3/2.4 km/hr
No. of Cylinders	4	Brake Operation	Hydraulic Brake
Cylinder Dia.	94 mm	Parking Brake	Wet, multi-disc brake
Piston Stroke	110 mm		
Rated Power	36.2 kW (48.3 HP) / 2,100 rpm	Travel Mechanism	
Swing System		Center Frame	X-shaped
Drive Type	Hydraulic drive	Track Frame	Box-type section
Reduction	Planetary reduction gear	Sealed Track	Auto-greased track
Swing Brake	Wet, multi-disc brake	Track Adjustment (Height)	Grease adjustment
Swing Speed	9.2 rpm	No. of Track Shoes	40 each side
		Carrier Roller	1 each side
		Track Roller	5 each side

## Hydraulic System

Hydraulic Motor	
Travel Motor	Axial Piston Type x 2
Swing Brake	Wet, multi-disc brake
Main Pump	
Type	Variable piston pump
Max. flowrate	2 X 57.8 l /min

Safety Valve Setting	
Hydraulic Circuit for Attachment	210 kgf/cm <sup>2</sup>
Hydraulic Circuit for Travel	210 kgf/cm <sup>2</sup>
Hydraulic Circuit for Swing	220 kgf/cm <sup>2</sup>

Tank Capacity	
Oil tank	115 l
Hydraulic oil tank (full)	62 l

Cooling Water/Lubricant Refill Capacity			
Radiator	Engine	Travel Reduction Gear Oil	Swing Reduction Gear oil
10 l	10.5 l	2 X 1.4 l	1 l

## Operational Weight

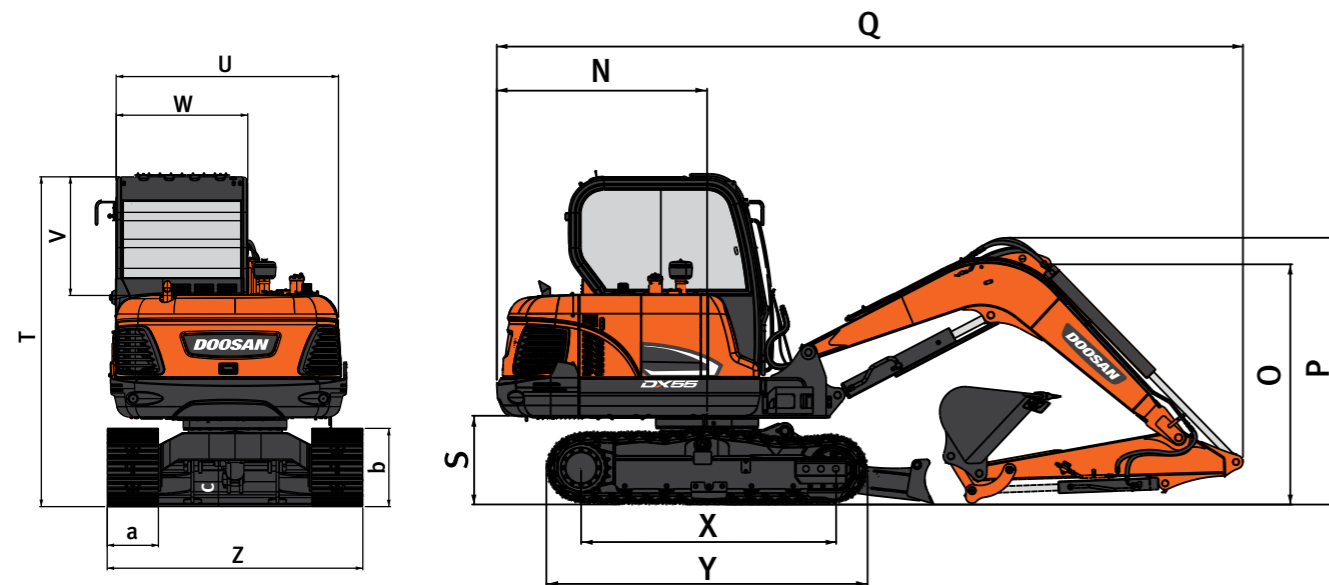
(With operator, lubricant, coolant, full tanks, and standard specification)

Boom	3,000 mm
Dipper Stick	1,600 mm
Bucket	0.18 or 0.21 m <sup>3</sup> ( Option)
Track Link	380 mm
Operational Weight	5.5 ton
Ground Contact Pressure	0.28 kg/cm <sup>2</sup>

Hydraulic Cylinders	
Boom	110 mm X 60 mm X 719 mm
Dipper Stick	85 mm X 55 mm X 883 mm
Bucket	85 mm X 55 mm X 600 mm
Blade	110 mm X 60 mm X 197 mm

Max. Digging Force (ISO)	
Bucket	4.1 ton
Dipper Stick	2.5 ton

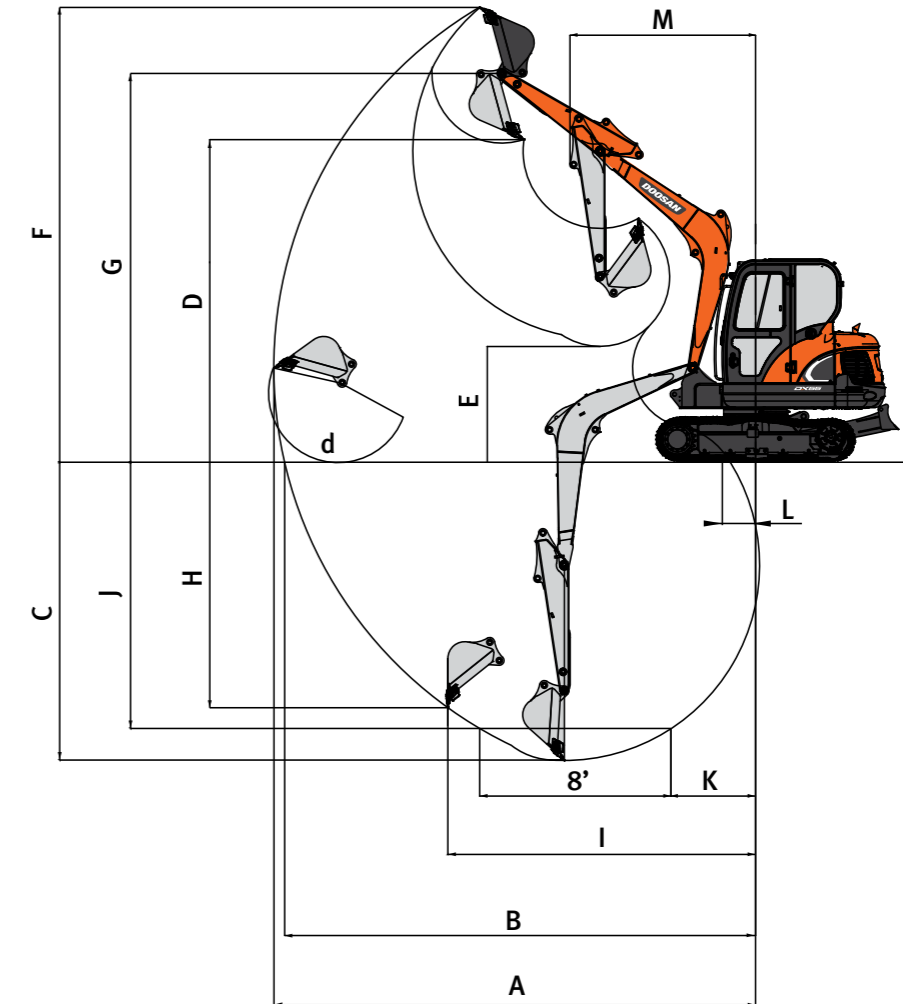
# DIMENSIONS



## DIMENSIONS

N	Tail Swing Radius	(mm)	1,650
O	Shipping Height	(mm)	1,930
P	Shipping Height	(mm)	2,040
Q	Shipping Length	(mm)	5,850
S	Counter Weight	(mm)	685
X	Wheel Base	(mm)	1,990
Y	Track Length	(mm)	2,540
U	House Width	(mm)	1,860
V	Cabin Height	(mm)	920
W	Above House	(mm)	1,030
T	Cabin Width	(mm)	2,590
Z	Height	(mm)	1860
a	Undercarriage Width	(mm)	380
b	Track Link Width	(mm)	615
c	Track Height	(mm)	360
	Ground Clearance		

# WORKING RANGES



## WORKING RANGE


A	Max. Digging Reach	(mm)	6,135
B	Max. Digging Reach (Ground)	(mm)	6,000
C	Max. Digging Depth	(mm)	3,800
D	Max. Loading Height	(mm)	4,110
E	Max. Loading Height	(mm)	1,470
F	Max. Digging Height	(mm)	5,795
G	Max. Height of Bucket	(mm)	4,950
H	Pin Shaft	(mm)	3,125
I	Max. Vertical Wall Depth	(mm)	3,915
J	Max. Radius Vertical	(mm)	3,390
K	Max. Depth to 8' Line	(mm)	1,070
L	Max. Radius 8' Line	(mm)	330
M	Min. Digging Reach	(mm)	2,370
d	Minimum Swing Radius	(°)	180
	Bucket Angle		



# Doosan is

Since 1896, Doosan, the oldest company in Korea, has evolved with its people. The company grew up rapidly for last 10 years with reputation. For human-oriented vision, Doosan has been building constructions, energy, machines, infra structures globally. As a global leader of infra structure, Doosan continues its vision to make human-oriented future.

First in Korea, Doosan self-developed excavators in 1985 and continued building versatile construction machines including excavators, wheel loaders, articulated dump trucks to execute its human-oriented philosophy. Doosan became a global leader of heavy construction machine industry by achieving global sales line, producing line, and distribution line. Along with large production bases in Korea, China, USA, Belgium, Czech, Brazil, Doosan has 1400 dealer networks and Doosan is providing reliable products and trusted solutions for your stable business at no risk.



**Doosan Infracore Korea Office (HQ)**  
27F, Doosan Tower, 275, Jangchungdan-ro,  
Jung-gu, Seoul, Korea(04563)  
Tel : 82 2 3398 8114

[www.doosaninfracore.com/ce/](http://www.doosaninfracore.com/ce/)